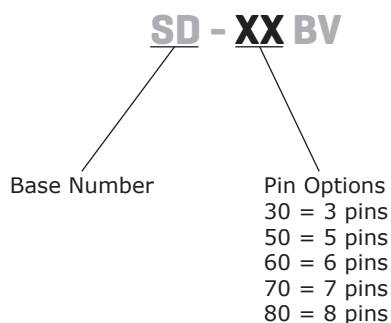


**SERIES:** SD-BV | **DESCRIPTION:** STANDARD DIN CONNECTOR**FEATURES**

- PCB mount
- vertical
- shielded

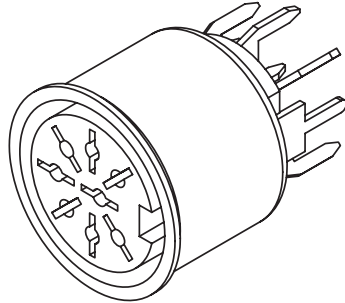
**PART NUMBER KEY****SPECIFICATIONS**

parameter	conditions/description	min	typ	max	units
rated input voltage			24		Vdc
rated input current				1	A
contact resistance				30	mΩ
insulation resistance	at 500 Vdc	100			MΩ
voltage withstand	50/60 Hz at 0.5 A for 1 minute			500	Vac
insertion/withdrawal force		0.5		5.5	kg
operating temperature		-20		60	°C
storage temperature		-25		70	°C
life			5,000		cycles
flammability rating	UL94V-0				
RoHS	yes				

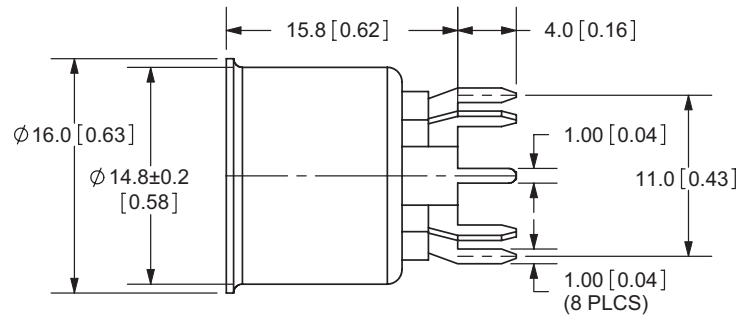
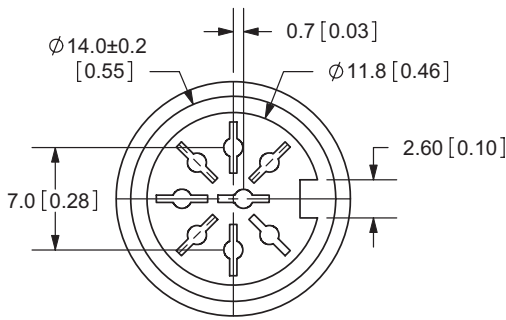
## MECHANICAL DRAWINGS

units: mm[inches]

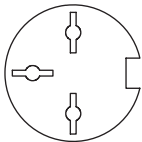
TOLERANCE: ±0.5mm



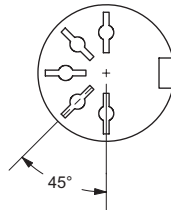
	MATERIAL	PLATING
contact terminals (1~8)	brass	tin
sleeve	PBS	tin
cover	iron sheet	nickel
mouth bushing	PBT-94V0 G15	



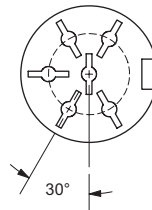
### **SD-30BV**



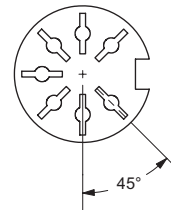
### **SD-50BV**



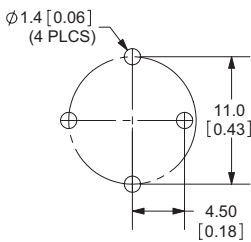
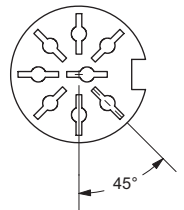
### **SD-60BV**



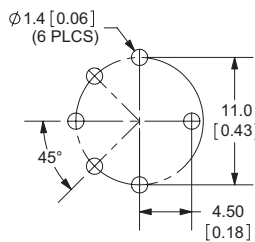
### **SD-70BV**



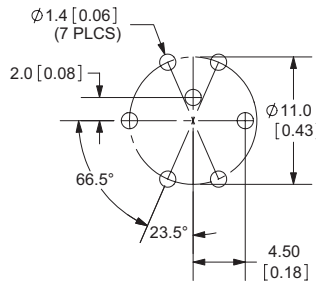
### **SD-80BV**



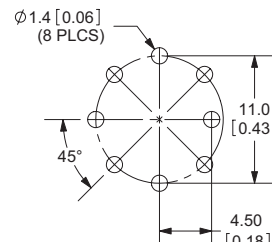
PCB LAYOUT  
FRONT VIEW



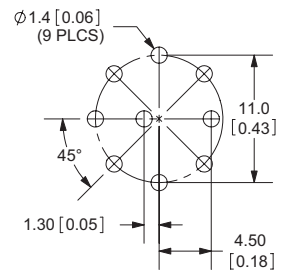
PCB LAYOUT  
FRONT VIEW



PCB LAYOUT  
FRONT VIEW



PCB LAYOUT  
FRONT VIEW



PCB LAYOUT  
FRONT VIEW

## REVISION HISTORY

---

rev.	description	date
1.0	initial release	02/23/2006
1.01	new template applied	02/10/2012
1.02	terminal plating changed to tin	01/12/2016
1.03	updated datasheet	09/01/2017
1.04	brand update	02/19/2020

The revision history provided is for informational purposes only and is believed to be accurate.

---

# CUI DEVICES

CUI Devices offers a one (1) year limited warranty. Complete warranty information is listed on our website.

CUI Devices reserves the right to make changes to the product at any time without notice. Information provided by CUI Devices is believed to be accurate and reliable. However, no responsibility is assumed by CUI Devices for its use, nor for any infringements of patents or other rights of third parties which may result from its use.

CUI Devices products are not authorized or warranted for use as critical components in equipment that requires an extremely high level of reliability. A critical component is any component of a life support device or system whose failure to perform can be reasonably expected to cause the failure of the life support device or system, or to affect its safety or effectiveness.