

**MODEL:** CMS-201026-18SP | **DESCRIPTION:** SPEAKER**FEATURES**

- low profile
- 1.0 W
- solder pads

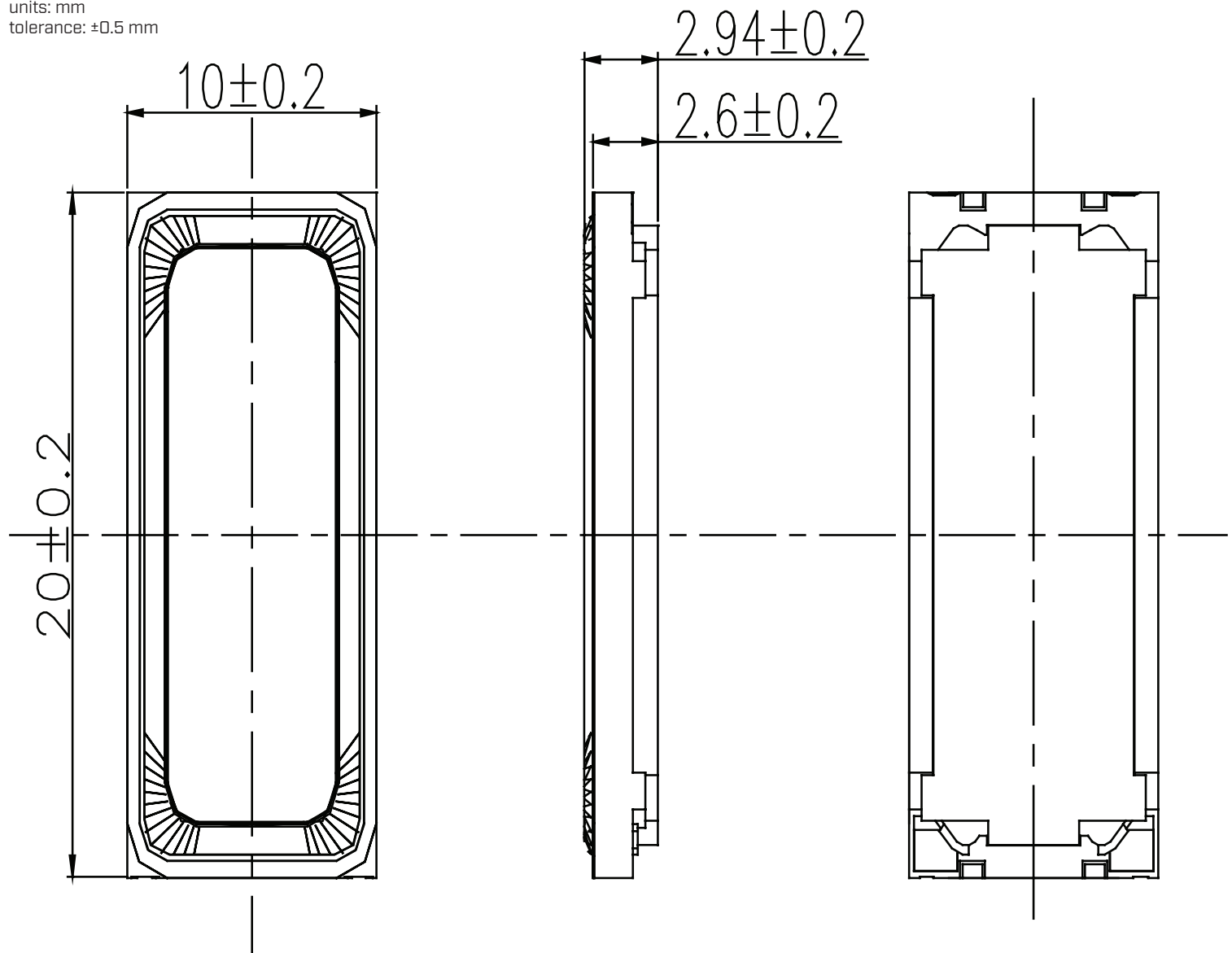
**SPECIFICATIONS**

parameter	conditions/description	min	typ	max	units
input power	max power: 1 minute on, 2 minutes off, 10 cycles (in 1.5 cc box)		1.0	1.5	W
impedance	at 2.0 kHz, 1.0 W	6.4	8	9.6	$\Omega$
resonant frequency (Fo)	at 1.0 W	720	900	1,080	Hz
frequency response		Fo		20,000	Hz
sound pressure level	at 1.0 W, 10 cm, 2.0 KHz	91	94	97	dB
distortion	at 1.0 kHz, 1 W in 1.5 cc box			10	%
buzz, rattle, etc.	must be normal at sine wave, frequency range			2.83	V
polarity	cone moves forward w/ positive dc current to "+" terminal				
dimensions	20 x 10 x 2.6				mm
magnet	Nd-Fe-B				
frame material	PPA				
cone material	PEEK				
terminal	solder pads				
weight			2		g
operating temperature		-20		70	°C
storage temperature		-40		85	°C
hand soldering	for 3-5 seconds	370	380	390	°C
RoHS	yes				

Notes: 1. All specifications measured at 15~35°C, humidity at 45~85%, under 86~106 kPa pressure, unless otherwise noted.

## MECHANICAL DRAWING

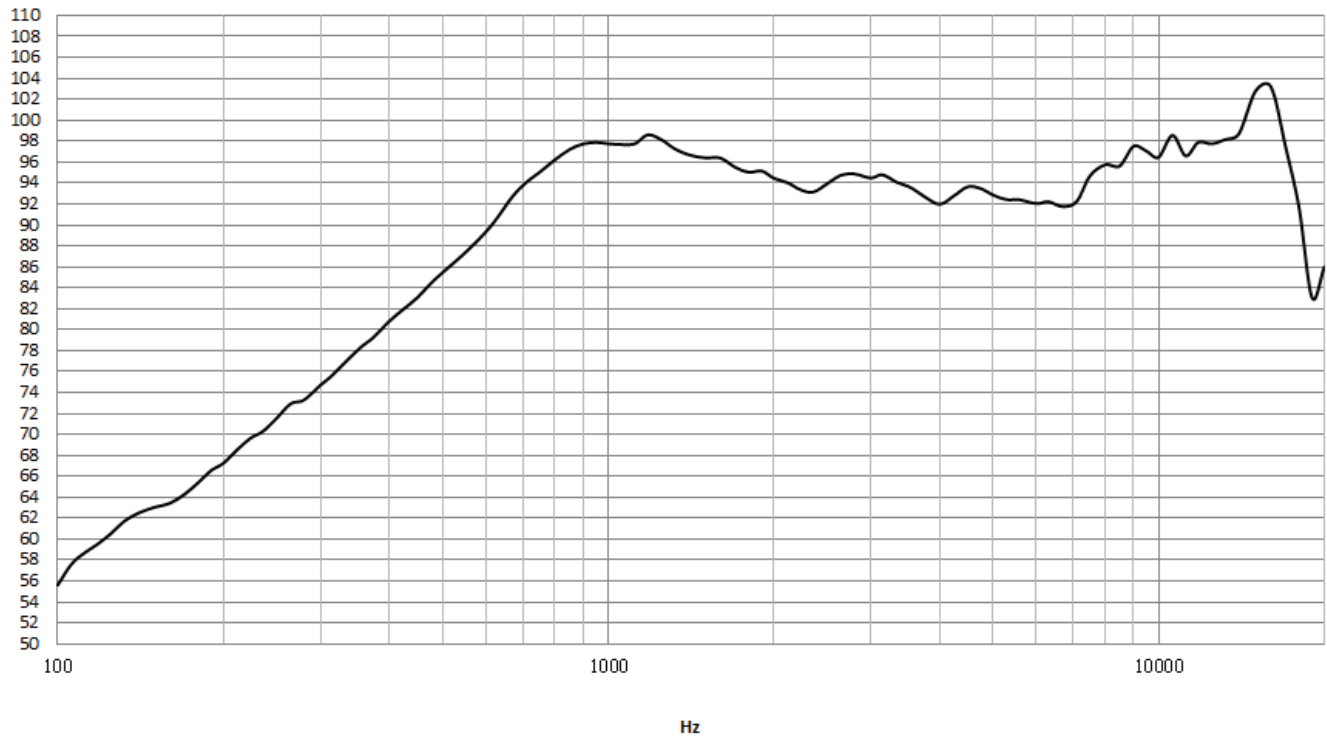
units: mm  
tolerance:  $\pm 0.5$  mm



## RESPONSE CURVES

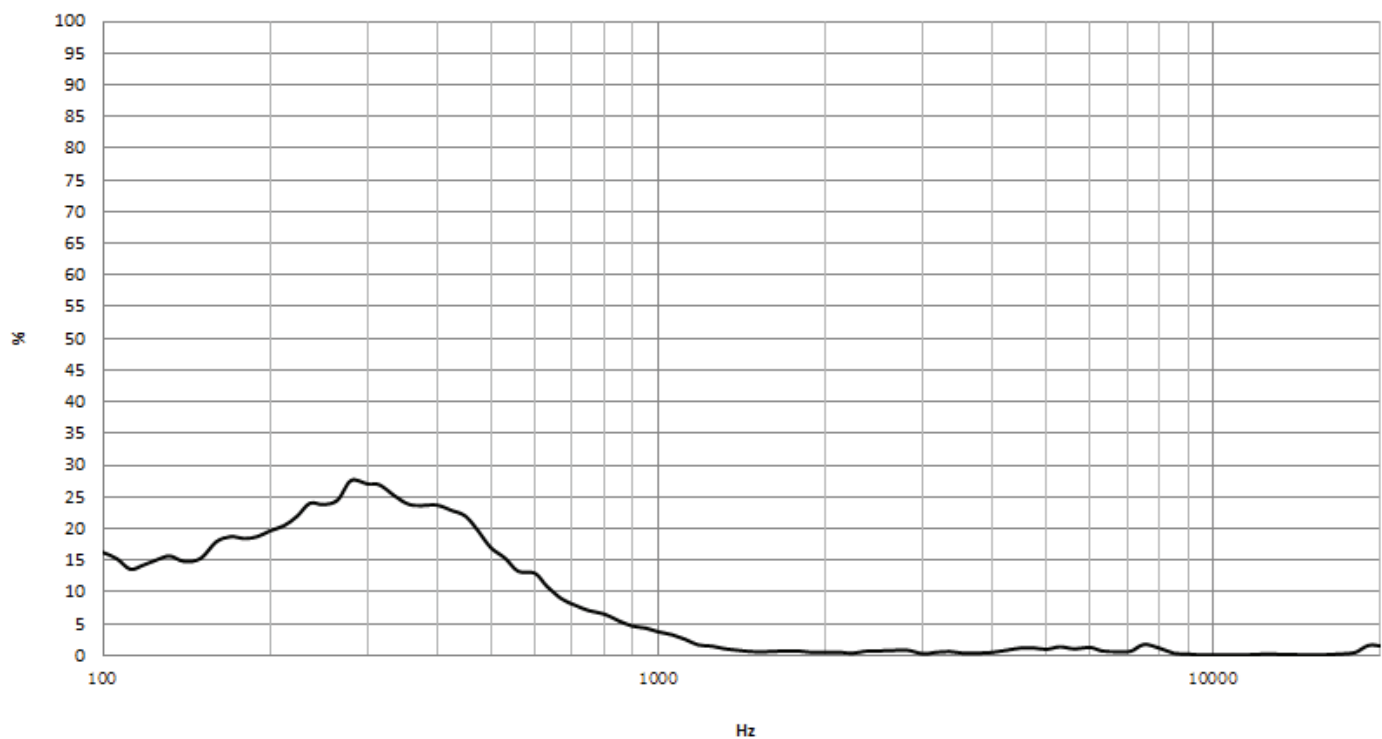
### Frequency Response Curve

Test Conditions: 1.0 W / 10 cm



### Total Harmonic Distortion Curve

Test Conditions: 1.0 W / 10 cm



## REVISION HISTORY

rev.	description	date
1.0	initial release	12/07/2023

The revision history provided is for informational purposes only and is believed to be accurate.



CUI Devices offers a one (1) year limited warranty. Complete warranty information is listed on our website.

CUI Devices reserves the right to make changes to the product at any time without notice. Information provided by CUI Devices is believed to be accurate and reliable. However, no responsibility is assumed by CUI Devices for its use, nor for any infringements of patents or other rights of third parties which may result from its use.

CUI Devices products are not authorized or warranted for use as critical components in equipment that requires an extremely high level of reliability. A critical component is any component of a life support device or system whose failure to perform can be reasonably expected to cause the failure of the life support device or system, or to affect its safety or effectiveness.

**cuidevices.com**