


MODEL: MJ-3502N | **DESCRIPTION:** AUDIO JACK**FEATURES**

- 3.5 mm mono jack
- through hole
- flashed bushing

**SPECIFICATIONS**

| parameter | conditions/description | min | typ | max | units |
|---------------------------------|--------------------------------|-----|-------|-----|--------|
| rated input voltage | | | 12 | | Vdc |
| rated input current | | | | 1 | A |
| contact resistance ¹ | | | | 30 | mΩ |
| insulation resistance | at 500 Vdc | 100 | | | MΩ |
| voltage withstand | at 50/60Hz for 1 minute | | | 500 | Vac |
| insertion force | | 0.4 | | 2 | kgf |
| withdrawal force | | 0.3 | | 2 | kgf |
| operating temperature | | -25 | | 70 | °C |
| storage temperature | | -25 | | 70 | °C |
| life | | | 5,000 | | cycles |
| flammability rating | see material table for details | | | | |
| RoHS | yes | | | | |

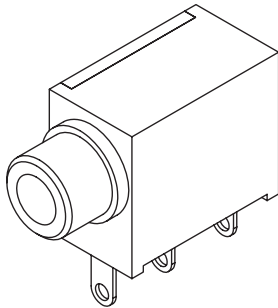
Note: 1. When measured at a current of less than 100 mA/1 kHz
 2. All specifications measured at 10~35°C, humidity at 45~85%, under standard atmospheric pressure, unless otherwise noted.

SOLDERABILITY

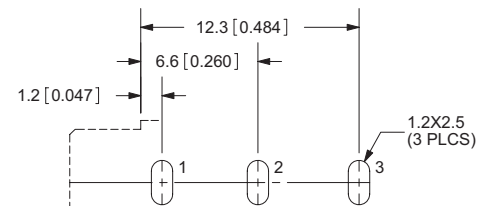
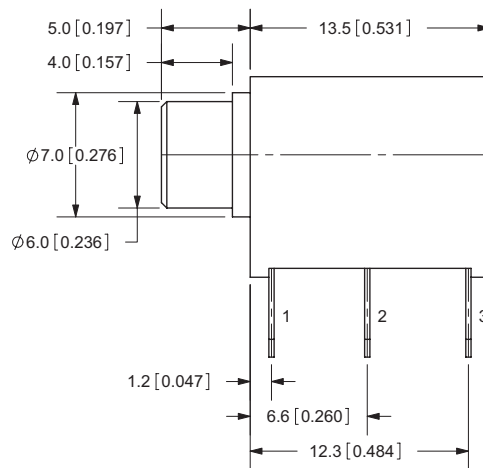
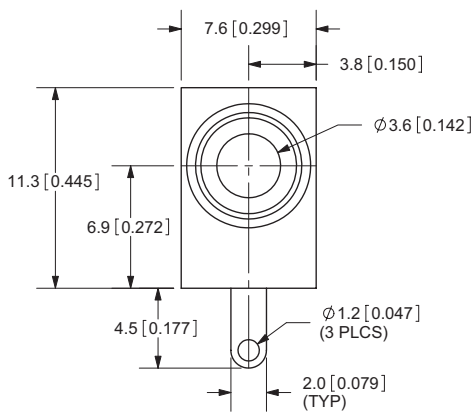
| parameter | conditions/description | min | typ | max | units |
|----------------|------------------------|-----|-----|-----|-------|
| hand soldering | for 3~5 seconds | | 360 | | °C |

MECHANICAL DRAWING

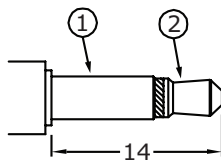
units: mm[inch]
tolerance: ±0.3 mm



| | MATERIAL | PLATING |
|------------|-----------------|-------------|
| terminal 1 | brass | silver |
| terminal 2 | phosphor bronze | silver |
| terminal 3 | brass | silver |
| barrel | brass | nickel |
| housing | POM (UL94V-0) | black |
| cover | PC (UL94V-2) | transparent |



Recommended PCB Layout
Top View



Ø3.5 MATING PLUG

| | |
|-----------|------------|
| Model No. | MJ-3502N |
| Schematic | |
| PIN | |
| 1 | sleeve |
| 2 | tip |
| 3 | tip switch |

REVISION HISTORY

| rev. | description | date |
|------|-----------------|------------|
| 1.0 | initial release | 07/06/2007 |
| 1.01 | brand update | 04/01/2020 |

The revision history provided is for informational purposes only and is believed to be accurate.

CUI DEVICES

CUI Devices offers a one (1) year limited warranty. Complete warranty information is listed on our website.

CUI Devices reserves the right to make changes to the product at any time without notice. Information provided by CUI Devices is believed to be accurate and reliable. However, no responsibility is assumed by CUI Devices for its use, nor for any infringements of patents or other rights of third parties which may result from its use.

CUI Devices products are not authorized or warranted for use as critical components in equipment that requires an extremely high level of reliability. A critical component is any component of a life support device or system whose failure to perform can be reasonably expected to cause the failure of the life support device or system, or to affect its safety or effectiveness.