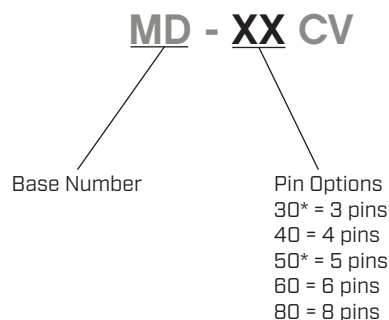


**SERIES:** MD-CV | **DESCRIPTION:** MINI DIN CONNECTOR

**FEATURES**

- panel mount
- locking nut
- plastic bushing


**PART NUMBER KEY**


Notes: \*Discontinued models MD-30CV & MD-50CV

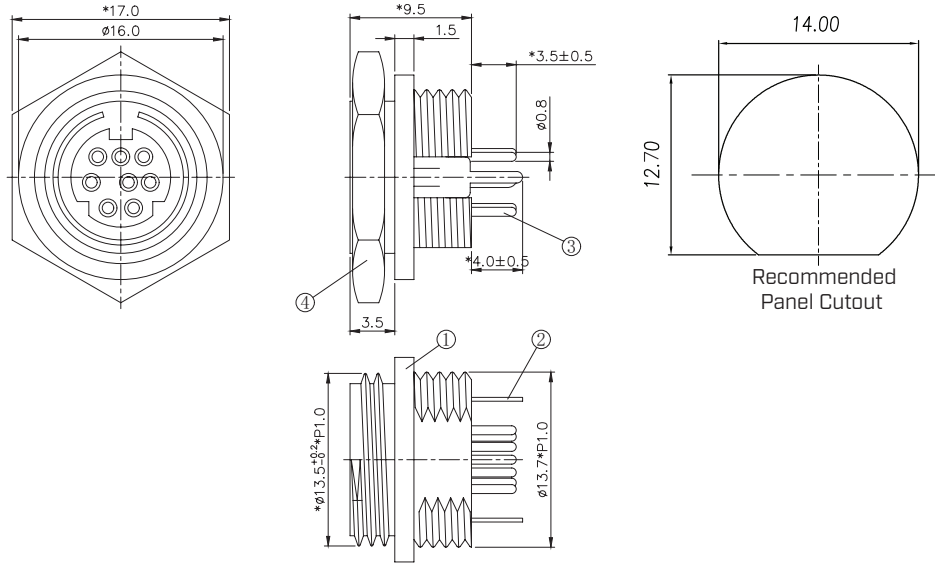
**SPECIFICATIONS**

parameter	conditions/description	min	typ	max	units
rated input voltage			100 12		Vac Vdc
rated input current	at 100 Vac at 12 Vdc			1 2	A A
contact resistance				30	mΩ
insulation resistance	at 250 Vdc	50			MΩ
voltage withstand	for 1 minute			250	Vac
insertion force		0.8		6.0	kg
withdrawal force		0.8		4.5	kg
operating temperature		-20		85	°C
life			1,000		cycles
flammability rating	UL94V-0				
RoHS	yes				

## MECHANICAL DRAWINGS (MD-30CV, MD-40CV, MD-50CV)

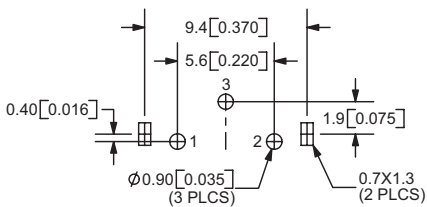
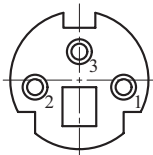
units: mm  
 tolerance: ±0.3 mm  
 PCB: ±0.1 mm  
 unless otherwise noted

ITEM	DESCRIPTION	MATERIAL	PLATING/COLOR
1	body	PBT (UL94V-0)	black
2	earth terminal	brass	tin
3	terminals	phosphor bronze	silver
4	nut	brass	

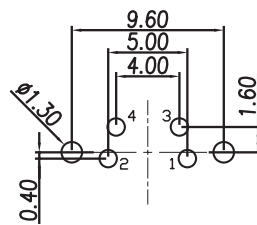


**MD-40CV**

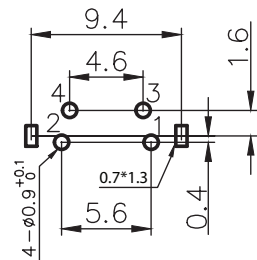
**MD-30CV**



Recommended PCB Layout  
Top View

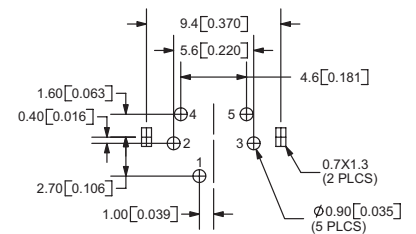
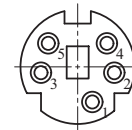


Recommended PCB Layout  
Top View  
[Date Codes prior to 03/03/2022]



Recommended PCB Layout  
Top View  
[Date Codes after 03/03/2022]

**MD-50CV**

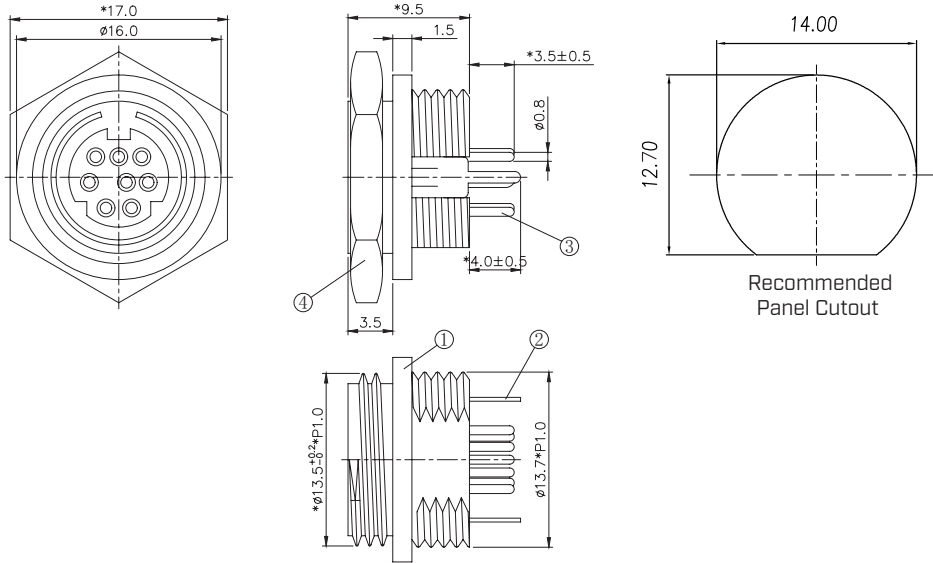


Recommended PCB Layout  
Top View

## MECHANICAL DRAWINGS (MD-60CV, MD-80CV)

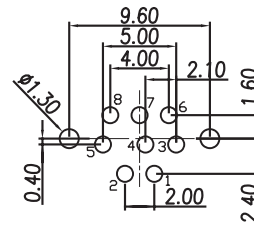
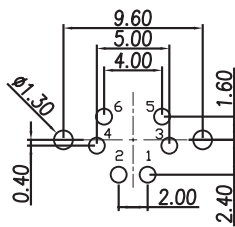
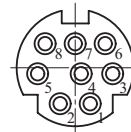
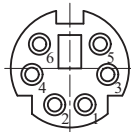
units: mm  
 tolerance:  $\pm 0.3$  mm  
 PCB:  $\pm 0.1$  mm  
 unless otherwise noted

ITEM	DESCRIPTION	MATERIAL	PLATING/COLOR
1	body	PBT (UL94V-0)	black
2	earth terminal	brass	tin
3	terminals	phosphor bronze	silver
4	nut	brass	



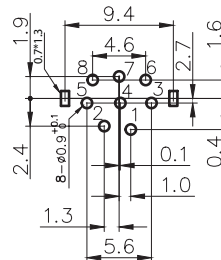
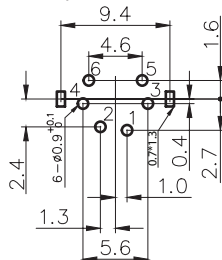
### MD-60CV

### MD-80CV



Recommended PCB Layout  
 Top View  
 [Date Codes prior to 03/03/2022]

Recommended PCB Layout  
 Top View  
 [Date Codes prior to 03/03/2022]



Recommended PCB Layout  
 Top View  
 [Date Codes after 03/03/2022]

Recommended PCB Layout  
 Top View  
 [Date Codes after 03/03/2022]

## REVISION HISTORY

rev.	description	date
1.0	initial release	02/23/2006
1.01	new template applied	02/20/2012
1.02	updated datasheet	09/01/2017
1.03	discontinued models MD-30CV and MD-50CV, brand update	10/08/2019
1.04	updated housing	11/19/2019
1.05	updated PCB footprints	09/01/2020
1.06	modified design, changed factory	02/21/2022
1.07	logo, datasheet style update	08/05/2022

The revision history provided is for informational purposes only and is believed to be accurate.



CUI Devices offers a one (1) year limited warranty. Complete warranty information is listed on our website.

CUI Devices reserves the right to make changes to the product at any time without notice. Information provided by CUI Devices is believed to be accurate and reliable. However, no responsibility is assumed by CUI Devices for its use, nor for any infringements of patents or other rights of third parties which may result from its use.

CUI Devices products are not authorized or warranted for use as critical components in equipment that requires an extremely high level of reliability. A critical component is any component of a life support device or system whose failure to perform can be reasonably expected to cause the failure of the life support device or system, or to affect its safety or effectiveness.

[cuidevices.com](http://cuidevices.com)