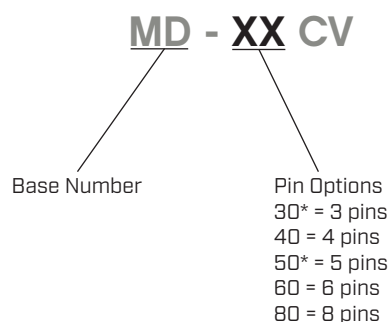


SERIES: MD-CV | **DESCRIPTION:** MINI DIN CONNECTOR

FEATURES

- panel mount
- locking nut
- plastic bushing


PART NUMBER KEY


Notes: *Discontinued models MD-30CV & MD-50CV

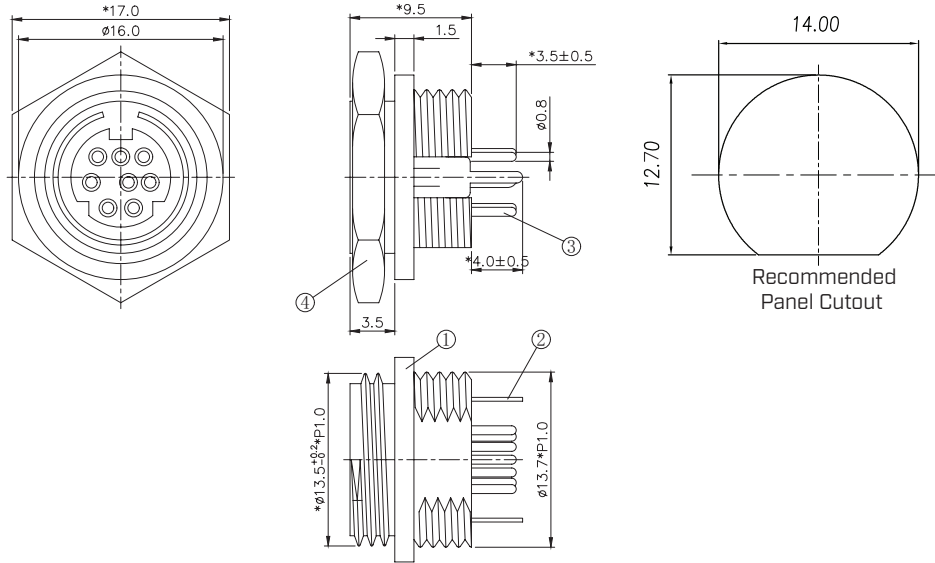
SPECIFICATIONS

| parameter | conditions/description | min | typ | max | units |
|-----------------------|-------------------------|-----|-----------|--------|------------|
| rated input voltage | | | 100 12 | | Vac Vdc |
| rated input current | at 100 Vac at 12 Vdc | | | 1 2 | A A |
| contact resistance | | | | 30 | mΩ |
| insulation resistance | at 250 Vdc | 50 | | | MΩ |
| voltage withstand | for 1 minute | | | 250 | Vac |
| insertion force | | 0.8 | | 6.0 | kg |
| withdrawal force | | 0.8 | | 4.5 | kg |
| operating temperature | | -20 | | 85 | °C |
| life | | | 1,000 | | cycles |
| flammability rating | UL94V-0 | | | | |
| RoHS | yes | | | | |

MECHANICAL DRAWINGS (MD-30CV, MD-40CV, MD-50CV)

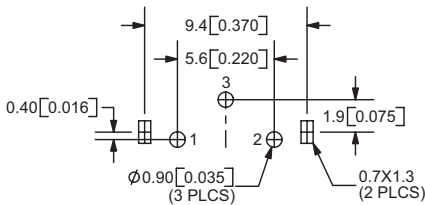
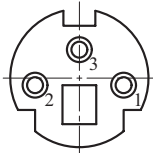
units: mm
 tolerance: ±0.3 mm
 PCB: ±0.1 mm
 unless otherwise noted

| ITEM | DESCRIPTION | MATERIAL | PLATING/COLOR |
|------|----------------|-----------------|---------------|
| 1 | body | PBT (UL94V-0) | black |
| 2 | earth terminal | brass | tin |
| 3 | terminals | phosphor bronze | silver |
| 4 | nut | brass | |

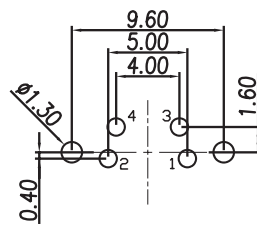


MD-40CV

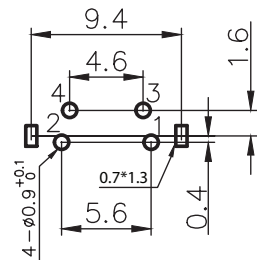
MD-30CV



Recommended PCB Layout
Top View

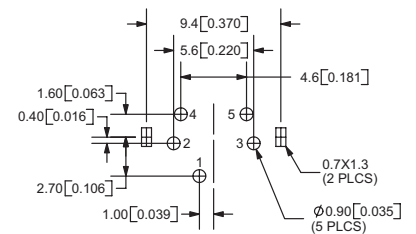
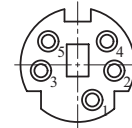


Recommended PCB Layout
Top View
[Date Codes prior to 03/03/2022]



Recommended PCB Layout
Top View
[Date Codes after 03/03/2022]

MD-50CV

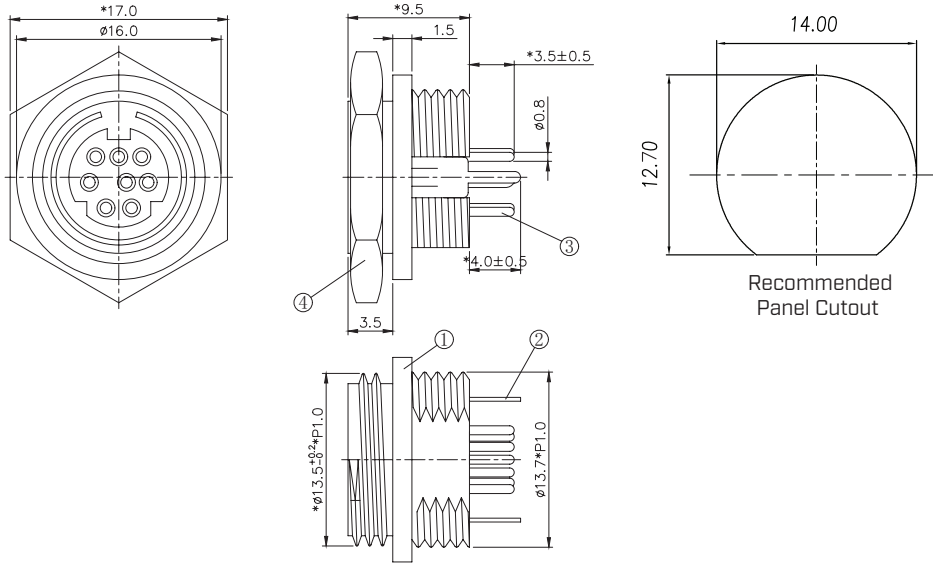


Recommended PCB Layout
Top View

MECHANICAL DRAWINGS (MD-60CV, MD-80CV)

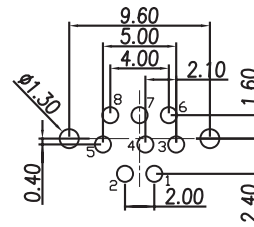
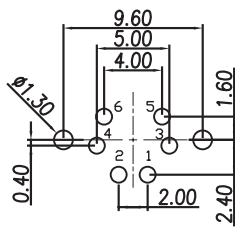
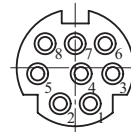
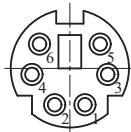
units: mm
 tolerance: ± 0.3 mm
 PCB: ± 0.1 mm
 unless otherwise noted

| ITEM | DESCRIPTION | MATERIAL | PLATING/COLOR |
|------|----------------|-----------------|---------------|
| 1 | body | PBT (UL94V-0) | black |
| 2 | earth terminal | brass | tin |
| 3 | terminals | phosphor bronze | silver |
| 4 | nut | brass | |



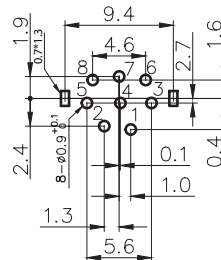
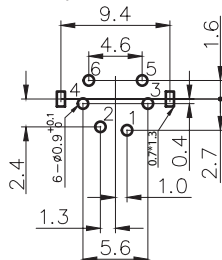
MD-60CV

MD-80CV



Recommended PCB Layout
 Top View
 [Date Codes prior to 03/03/2022]

Recommended PCB Layout
 Top View
 [Date Codes prior to 03/03/2022]



Recommended PCB Layout
 Top View
 [Date Codes after 03/03/2022]

Recommended PCB Layout
 Top View
 [Date Codes after 03/03/2022]

REVISION HISTORY

| rev. | description | date |
|------|---|------------|
| 1.0 | initial release | 02/23/2006 |
| 1.01 | new template applied | 02/20/2012 |
| 1.02 | updated datasheet | 09/01/2017 |
| 1.03 | discontinued models MD-30CV and MD-50CV, brand update | 10/08/2019 |
| 1.04 | updated housing | 11/19/2019 |
| 1.05 | updated PCB footprints | 09/01/2020 |
| 1.06 | modified design, changed factory | 02/21/2022 |
| 1.07 | logo, datasheet style update | 08/05/2022 |

The revision history provided is for informational purposes only and is believed to be accurate.



CUI Devices offers a one (1) year limited warranty. Complete warranty information is listed on our website.

CUI Devices reserves the right to make changes to the product at any time without notice. Information provided by CUI Devices is believed to be accurate and reliable. However, no responsibility is assumed by CUI Devices for its use, nor for any infringements of patents or other rights of third parties which may result from its use.

CUI Devices products are not authorized or warranted for use as critical components in equipment that requires an extremely high level of reliability. A critical component is any component of a life support device or system whose failure to perform can be reasonably expected to cause the failure of the life support device or system, or to affect its safety or effectiveness.

cuidevices.com