

Product Change Notice (PCN)

Date: **4/7/2023**

PCN Number: **PCN-0450008R-01**

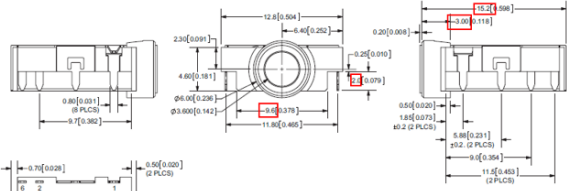
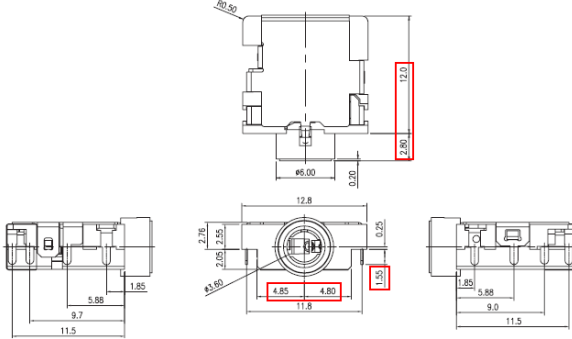
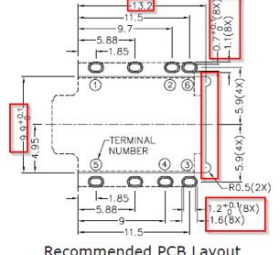
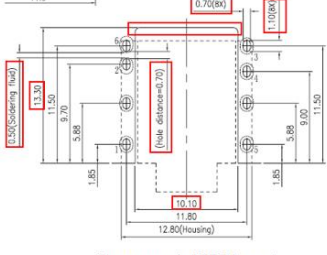
To Our Customers:

We appreciate your use of our products. Our commitment in maintaining and improving processes is demonstrated by plans to enhance our product quality, reliability, and manufacturability. The purpose of this notice is to inform you of a product change.

Product(s) Affected: SJ-3506-SMT-TR

Reason(s) for Change: *Manufacturing process improvements*

Description of Change: mechanical, material, electrical, packaging, and soldering differences as shown below:

PREVIOUS CUI DEVICES DETAIL / IMAGE	NEW CUI DEVICES DETAIL / IMAGE
	
 <p>Recommended PCB Layout Top View</p>	 <p>Recommended PCB Layout Top View</p>

	MATERIAL	PLATING
terminal 1	copper alloy	gold flash
terminal 2	copper alloy	gold flash
terminal 3	copper alloy	gold flash
terminal 4	copper alloy	gold lflash
terminal 5	copper alloy	gold flash
terminal 6	copper alloy	gold flash
shield	copper alloy	nickel plated
bushing	brass	nickel plated
plastic	PA6T or equivalent	

SPECIFICATIONS

parameter	conditions/description	min	typ	max	units
rated input voltage			12		Vdc
rated input current				1	A
contact resistance ¹	between terminal and mating plug between terminal in a closed circuit			50 30	mΩ mΩ
insulation resistance	at 500 Vdc	100			MΩ
voltage withstand	for 1 minute			500	Vac
insertion/withdrawal force		0.3		3	kg
operating temperature		-25		85	°C
life	at a rate of 24 cycles/minute		5,000		cycles
flammability rating	UL94V-0				
RoHS	yes				

DESCRIPTION	MATERIAL	PLATING/COLOR
terminal 1	phosphor bronze t=0.20	silver over nickel
terminal 2	beryllium bronze t=0.20	silver over nickel
terminal 3	beryllium bronze t=0.20	silver over nickel
terminal 4	phosphor bronze t=0.25	silver over nickel
terminal 5	phosphor bronze t=0.20	silver over nickel
terminal 6	brass t=0.20	silver over nickel
shield	phosphor bronze t=0.20	nickel
bushing	copper alloy	nickel
housing	PA10T (UL94V-0)	black
mylar	teflon t=0.05	

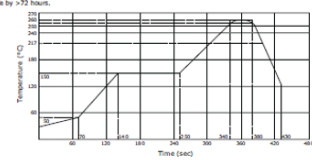
SPECIFICATIONS

parameter	conditions/description	min	typ	max	units
rated input voltage			12		Vdc
rated input current				1	A
contact resistance ¹	between terminal and mating plug between terminal in a closed circuit			100 50	mΩ mΩ
insulation resistance	at 500 Vdc	100			MΩ
voltage withstand	for 1 minute			500	Vac
insertion/withdrawal force		0.3		3	kg
operating temperature		-25		85	°C
life	for 1 minute		5,000		cycles
flammability rating	UL94V-0				
RoHS	yes				

SOLDERABILITY

parameter	conditions/description	min	typ	max	units
reel storage	at relative humidity <80%			40	°C
reflow soldering ³	see reflow profile	255	260	265	°C
drying conditions ⁴	parts in reel: bake at 40°C ±5°C for 72 hours parts removed from reel: bake at 40°C ±5°C for 10 hours				

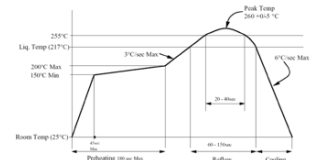
Note: 3. Must reflow solder within 72 hours from opening vacuum packaging at a temperature <30°C & relative humidity <60%.
4. When exceeding floor life by >12 hours.



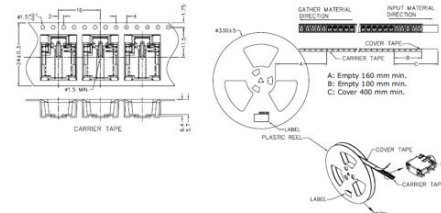
SOLDERABILITY

parameter	conditions/description	min	typ	max	units
reel storage	5-20°C, 20-75% humidity			260	°C
reflow soldering	see reflow profile	255	260		°C

Note: 1. Our devices recommends usage of the product within 24 hours after 90% is opened. After 24 hours, our devices recommends drying the parts prior to use.

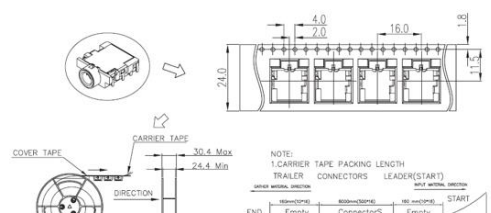


Reel Size: Ø330 mm
Reel QTY: 500 pcs per reel



A: Empty 160 mm min.
B: Empty 100 mm min.
C: Cover 400 mm min.

Reel Size: Ø330 mm
Reel QTY: 500 pcs per reel



NOTE: 1. CARRIER TAPE PACKING LENGTH
TRAILER CONNECTORS LEADER(START)
END Empty Connectors Empty START
2. FEELING FORCE: 0.2N~1.5N (20g~150g)

Affected Date Code: 4/7/23

Product Availability: Channel Availability Q2

Additional Information:

PCN Approval:

F-723-001

Revision: A



Operations/Quality

Rae O'Brien

Product Management

RH
