

SERIES: MD-XXSMW | **DESCRIPTION:** MINI DIN CONNECTOR

FEATURES

- PCB mount
- right angle
- side shielded
- with isolated N/C switch


PART NUMBER KEY

MD - XX SMW

Base Number

Pin Options

- 30 = 3 pins
- 40 = 4 pins
- 50 = 5 pins
- 60 = 6 pins
- 70 = 7 pins
- 80 = 8 pins

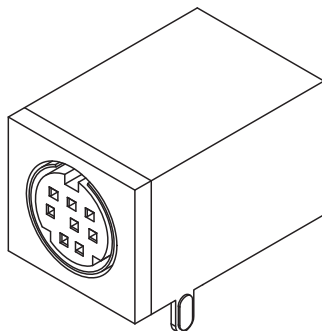
SPECIFICATIONS

parameter	conditions/description	min	typ	max	units
rated input voltage			100 12		Vac Vdc
rated input current	at 100 Vac at 12 Vdc			1 2	A A
contact resistance				30	mΩ
insulation resistance	at 250 Vdc	50			MΩ
voltage withstand	for 1 minute			250	Vac
insertion force				4.5	kg
withdrawl force		0.8		3	kg
operating temperature		-25		85	°C
life			1,000		cycles

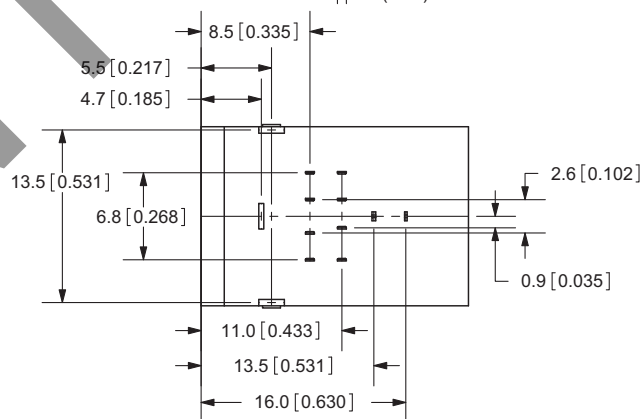
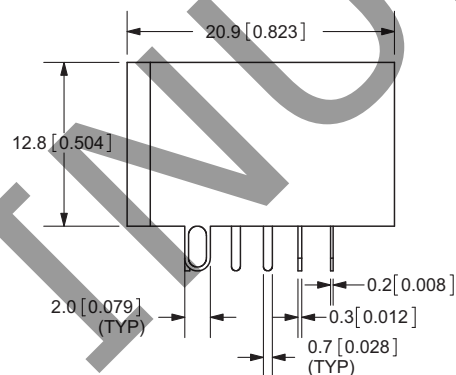
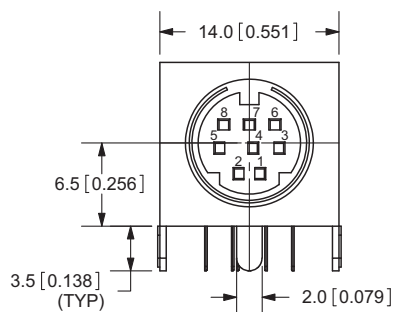
MECHANICAL DRAWINGS

units: mm[inches]

TOLERANCE: ±0.2mm

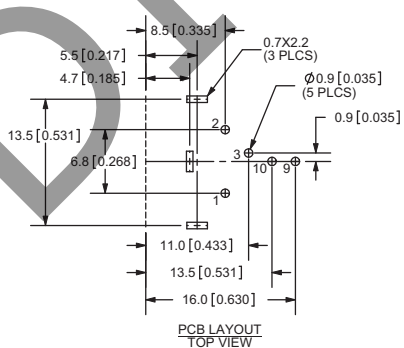


	MATERIAL	PLATING
earth terminal	brass	tin
contact terminals (1~8)	phosphor bronze	silver
spring terminal (9)	copper titanium	silver
shunt terminal (10)	brass	silver
shield plate	steel	tin
plastic	PBT	

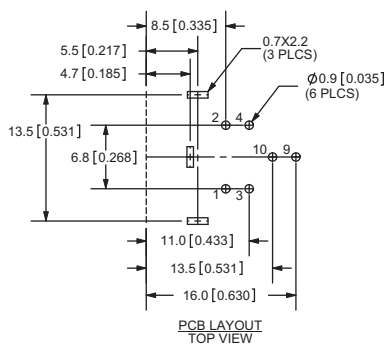
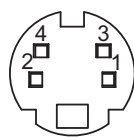


no electrical contact between terminal 9 and terminals 1~8

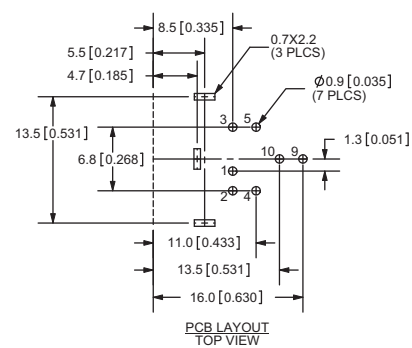
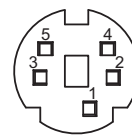
MD-30SMW



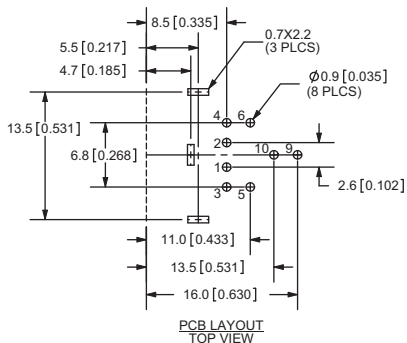
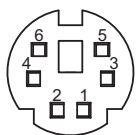
MD-40SMW



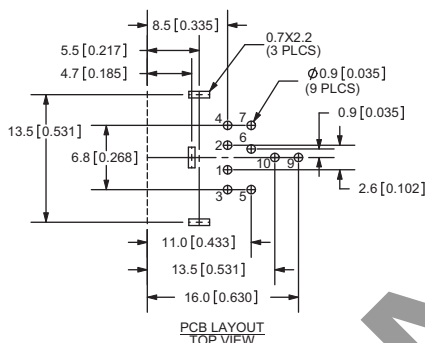
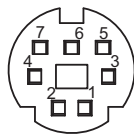
MD-50SMW



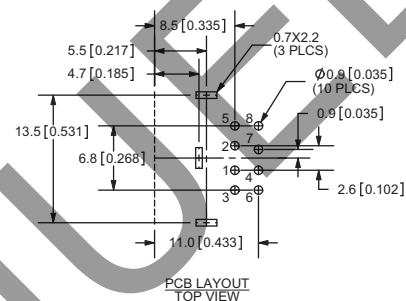
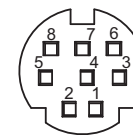
MD-60SW



MD-70SMW



MD-80SMW



REVISION HISTORY

rev.	description	date
1.0	initial release	02/23/2006
1.01	new template applied	02/10/2012

The revision history provided is for informational purposes only and is believed to be accurate.



Headquarters
20050 SW 112th Ave.
Tualatin, OR 97062
800.275.4899

Fax 503.612.2383
cui.com
techsupport@cui.com

CUI offers a one (1) year limited warranty. Complete warranty information is listed on our website.

CUI reserves the right to make changes to the product at any time without notice. Information provided by CUI is believed to be accurate and reliable. However, no responsibility is assumed by CUI for its use, nor for any infringements of patents or other rights of third parties which may result from its use.

CUI products are not authorized or warranted for use as critical components in equipment that requires an extremely high level of reliability. A critical component is any component of a life support device or system whose failure to perform can be reasonably expected to cause the failure of the life support device or system, or to affect its safety or effectiveness.